








750 KeV Transport line Layout I- and H-

Legend

- ==== Wire Chamber
-  Steering Dipole
-  Toroid
-  Quadrupole
-  Vacuum Valve
-  Chopper
-  Buncher
-  Emittance Probe

